

UGANDA BUREAU OF STATISTICS

PPRODUCER PRICE INDICES FOR MANUFACTURING AND UTILITIES

December 2017

PRESS RELEASE



Producer Price Index for Manufacturing and Utility

HIGHLIGHTS

The Combine Annual Producer Price for the Manufacturing and Utility sectors stood at 2.1%

The Producer prices for manufactured goods and utilities for the year ending December 2017 slow down to 2.1 percent compared to the 4.1 percent reported during the year ended November 2017.

Figure 1: Annual Trend in PPI-M & U June – December 2017



The Main Contributors to the 2.1 percentage point are:

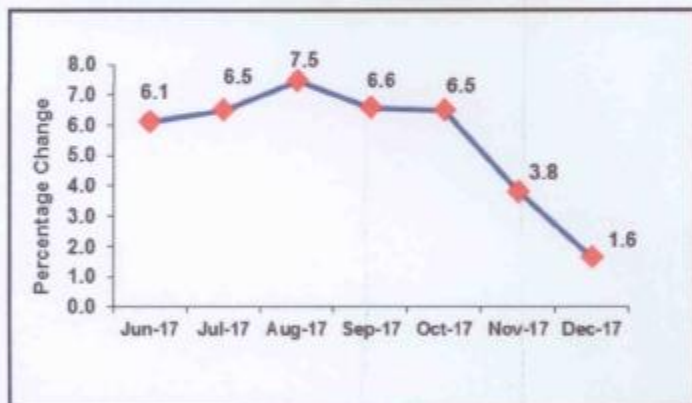
- A slowdown in the prices of Manufactured goods to 1.6 % for the year ending December 2017 from 3.8% for the year ended November 2017, and
- A slowdown in the prices of Utilities to 7.7% for the year ending December 2017 from 8.2% for the year ended November 2017.

Producer Price Index for Manufacturing Sub-Sector.

Annual Producer Prices for Manufacturing sub-Sector Stood at 1.6%

The Producer prices for manufactured goods slowed down to 1.6 percent for the year ending December 2017 compared to 3.8 percent reported for the year ended November 2017.

Figure 2: Annual Trend in PPI-Manufacturing June-December 2017



Main Contributors to the 1.6 percent decline are the following:

- Processed Food to 1.2% for the year ending December 2017 compared to 5.2% for the year ended November 2017
- Beverages to 6.4% for the year ending December 2017 compared to 7.3% for the year ended November 2017
- Other non-Metallic Minerals Products to -2.9% for the year ending December 2017 from -2.4% for the year ended November 2017.
- Manufacture of Wearing Apparels by -0.9% for the year ending December 2017 compared to -0.4% for the year ended November 2017
- Chemicals Products to -1.0% for the year ending December 2017 from -0.4% for the year ended November 2017.

However, in the same period, prices of Leather, Basic Metal, Pharmaceutical Products and Printing increased to 6.1%,26.2%,0.4% and 2.2% for the year ending December 2017 from 0.0%,19.5%, -1.3% and 0.9% for the year ended November 2017 respectively.

Monthly Changes – PPI M&U (Combined)

The Producer prices for manufactured goods increased by -0.7% in December 2017 compared to -0.8% drop recorded in November 2017. The increase in prices registered in December 2017 were mainly due to a rise in prices of Leather products by 6.8% from 1.1% recorded in November 2017, Basic Metals by 7.3% from 1.1% registered in November, Pharmaceutical Products by 2.0% from 0.0% recorded in November 2017, Printing by 1.1% from -0.3% registered in November 2017 and Manufacture of Furniture by 2.1% from 0.7% recorded in November 2017 as shown in Table 1c.

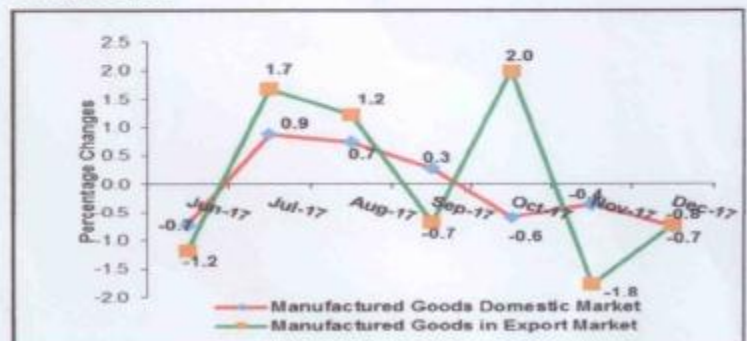
Monthly Changes – Domestic Market

Prices of Manufactured goods produced for consumption in the Domestic Market decreased by -0.8% in December 2017 following an increase of -0.4% in November 2017. The price decrease registered in December was mainly due to a fall in prices of Food Products by -2.3% from -0.9% recorded in November 2017, Beverages by -0.1% from 0.2% registered in November 2017 and Plastic Products by -1.2% from 0.0% recorded in November 2017 as shown in Table 2c.

Monthly Changes - Exports

Prices of Manufactured Products for Export increased by -0.7% in December 2017 compared to a fall in prices by -1.8% in November 2017. The price increase registered in December 2017 was mainly due to a rise in prices of processed food products by -1.6% from -2.6% recorded in November 2017 and Leather Products by 7.9% from 1.3% registered in November 2017, as shown in Table 3c.

Figure 3: Monthly Changes in PPI-M Domestic and Export June-December 2017



BPM

Producer Price Index for Utility

HIGHLIGHTS

Annual Producer Prices for Utility Stood at 7.7%

The Producer prices for utilities for the year ending December 2017 slowed down to 7.7% compared to 8.2% reported during the year ended November 2017.

Figure 4: Annual Trend in PPI-Utility June-December 2017



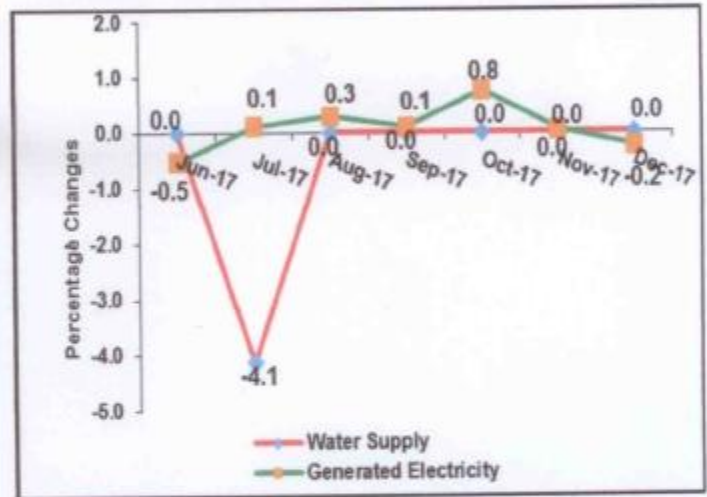
The main Contributor to the 7.7 percent decline is:


- A decline in Electricity power generation sub-sector to 9.8% for the year ending December 2017 compared to the 10.4% for the year ended November 2017.

Monthly Changes

The Producer prices for utilities decreased by -0.2% in December 2017 following relatively stable prices in November 2017.

Figure 5: Monthly Changes in PPI-Utility June- December 2017




Ben Paul Mungyereza
 Executive Director

Thursday 22nd February, 2017

ISSUE (Monthly)

61st Issue February 2018

For More Information Contact
 Peter Opio
 Head Business & Industry

Expected Release Date

3rd Week February 2018

Tel: 041-237550/371945/0414706016/15 Fax: 041-237553
 Email: ubos@ubos.org Mobile: 0782319690
 Website: www.ubos.org

Actual Release Date

3rd Week February 2018

Statistics House
 Plot 9, Colville Street, P.O. Box 7186, Kampala

BPM

Table 1a: Producer Price Indices Manufacturing and Utilities (Combined) up to December 2017

(Base period: July 2009 to June 2010=100)

Industry Group	Weight	Jun-17	Jul-17	Aug-17	Sep-17	Oct-17	Nov-17	Dec-17
PPI-MANUFACTURING AND UTILITIES (PPI -M&U)	1000.0000	182.95	185.41	186.80	186.76	186.79	185.38	184.13
PPI-MANUFACTURING	921.4001	182.95	185.75	187.21	186.92	186.86	185.31	183.98
PPI-UTILITIES	78.5999	182.89	181.57	182.00	184.94	186.10	186.18	185.80
PPI-MANUFACTURING	921.4001	182.95	185.75	187.21	186.92	186.86	185.31	183.98
MANUFACTURE OF FOOD PRODUCTS	364.9595	203.96	206.93	209.87	209.47	210.34	206.89	202.97
MANUFACTURE OF BEVERAGES	77.5074	167.25	174.35	174.59	174.57	175.23	175.45	175.08
MANUFACTURE OF TOBACCO PRODUCTS	25.3437	134.08	131.01	131.13	130.97	131.97	131.99	131.58
MANUFACTURE OF TEXTILES	19.2250	219.27	216.06	216.06	216.06	207.80	207.80	207.80
MANUFACTURE OF WEARING APPAREL	55.2433	201.39	206.35	206.35	206.88	204.73	204.73	204.73
MANUFACTURE OF LEATHER & RELATED PRODUCTS	15.9171	203.89	220.46	204.91	194.63	196.62	198.75	212.33
MANUFACTURE OF WOOD AND PRODUCTS OF WOOD, CORK, EXCEPT FURNITURE	7.3163	161.90	163.03	163.06	163.01	163.31	162.19	159.06
MANUFACTURE OF PAPER & PAPER PRODUCTS	15.8581	182.18	183.43	184.86	185.33	188.10	188.06	188.29
PRINTING AND REPRODUCTION OF RECORDED MEDIA	25.3293	159.04	158.44	158.44	158.13	158.16	157.66	159.37
MANUFACTURE OF CHEMICALS & CHEMICAL PRODUCTS	72.4873	165.72	167.10	169.83	169.61	167.32	167.33	167.70
MANUFACTURE OF PHARMACEUTICALS, MEDICINAL CHEMICAL & BOTANICAL PRODUCTS	23.7359	175.85	175.71	176.20	175.88	176.69	176.73	180.20
MANUFACTURE OF RUBBER & PLASTIC PRODUCTS	26.4550	155.72	155.55	155.55	155.83	154.48	154.48	153.09
MANUFACTURE OF OTHER NON-METALLIC MINERAL PRODUCTS	137.5502	135.65	134.91	134.96	135.04	133.34	133.35	133.17
MANUFACTURE OF BASIC METALS	14.5342	155.55	156.54	164.00	168.80	173.74	175.72	188.51
MANUFACTURE OF FABRICATED METAL PRODUCTS, EXCEPT MACHINERY AND EQUIPMENT	10.8306	154.10	161.03	164.08	169.32	170.02	170.62	170.89
MANUFACTURE OF ELECTRICAL EQUIPMENT	15.2395	155.82	155.86	155.87	150.42	150.53	156.25	156.20
MANUFACTURE OF FURNITURE	13.8675	159.57	161.81	161.59	162.51	163.10	164.29	167.73
MANUFACTURE OF FOOD PRODUCTS	364.9595	203.96	206.93	209.87	209.47	210.34	206.89	202.97
Processing and Preserving of meat	8.2191	230.18	230.18	230.18	230.18	230.18	230.18	230.18
Processing & Preserving of Fish, Crustaceans and Mollusca	19.8991	309.97	311.93	320.59	316.24	334.03	317.82	303.53
Manufacture of Vegetable and Animal Oils and Fats	79.4212	211.58	216.06	216.27	216.22	213.08	213.17	212.05
Manufacture of Dairy Products	5.6247	141.58	159.49	159.49	161.96	161.96	161.96	161.96
Manufacture of Grain Milling products	82.1135	166.52	175.65	179.93	180.26	177.92	177.01	168.36
Manufacture of Bakery products	25.1972	161.69	164.06	165.74	167.58	167.58	167.80	168.23
Manufacture of Sugar	56.6449	202.76	202.86	202.56	202.83	201.53	194.99	187.69
Coffee Processing	46.3508	197.53	197.75	205.20	202.27	202.40	199.27	204.69
Tea Processing	28.5878	151.18	154.56	160.75	166.47	167.60	165.80	157.80
Manufacture of Prepared Animal Feeds	12.9014	263.78	260.51	260.51	260.73	260.73	260.73	260.73
MANUFACTURE OF BEVERAGES	77.5074	167.25	174.35	174.59	174.57	175.23	175.45	175.08
Distilling, rectifying and blending of spirits	2.6056	172.43	174.58	179.00	179.66	179.35	180.04	177.47
Manufacture of Malt Liquors and Malt	32.1741	159.58	159.58	159.58	159.58	159.58	159.58	159.58
Manufacture of Soft Drinks, Production of Mineral waters and Other bottled waters	42.7276	172.54	185.00	185.13	185.06	186.22	186.53	186.06
MANUFACTURE OF TOBACCO PRODUCTS	25.3437	134.08	131.01	131.13	130.97	131.97	131.99	131.58
Manufacture of Tobacco Products	25.3437	134.08	131.01	131.13	130.97	131.97	131.99	131.58
MANUFACTURE OF TEXTILES	19.2250	219.27	216.06	216.06	216.06	207.80	207.80	207.80
Manufacture of made-up textile articles, except apparel	19.2250	219.27	216.06	216.06	216.06	207.80	207.80	207.80
MANUFACTURE OF WEARING APPAREL	55.2433	201.39	206.35	206.35	206.88	204.73	204.73	204.73
Manufacture of wearing apparel, except fur apparel	55.2433	201.39	206.35	206.35	206.88	204.73	204.73	204.73

Industry Group	Weight	Jun-17	Jul-17	Aug-17	Sep-17	Oct-17	Nov-17	Dec-17
MANUFACTURE OF LEATHER & RELATED PRODUCTS	15.9171	203.89	220.46	204.91	194.63	196.62	198.75	212.33
Tanning and dressing of leather; dressing and dyeing of fur	11.8440	213.18	233.83	215.32	203.32	205.23	207.84	224.21
Manufacture of footwear	4.0731	170.03	165.57	165.57	163.13	165.57	165.57	165.57
MANUFACTURE OF WOOD AND PRODUCTS OF WOOD, CORK, EXCEPT FURNITURE	7.3163	161.90	163.03	163.06	163.01	163.31	162.19	159.06
Manufacture of Builders' Carpentry & Joinery	7.3163	161.90	163.03	163.06	163.01	163.31	162.19	159.06
MANUFACTURE OF PAPER & PAPER PRODUCTS	15.8581	182.18	183.43	184.86	185.33	188.10	188.06	188.29
Manufacture of pulp, paper and paperboard	9.0679	210.79	211.99	212.59	213.33	216.01	215.97	216.16
Manufacture of corrugated paper and paperboard and of containers of paper and paperboard	2.9305	125.62	128.86	139.39	139.39	147.64	147.64	147.64
Manufacture of other articles of paper and paperboard	3.8598	127.48	127.78	127.78	127.77	127.23	127.23	127.15
PRINTING AND REPRODUCTION OF RECORDED MEDIA	25.3293	159.04	158.44	158.44	158.13	158.16	157.66	159.37
Printing	25.3293	159.04	158.44	158.44	158.13	158.16	157.66	159.37
MANUFACTURE OF CHEMICALS & CHEMICAL PRODUCTS	72.4873	165.72	167.10	169.83	169.61	167.32	167.33	167.70
Manufacture of paints, varnishes and similar coatings, printing ink and mastics	10.0649	150.38	150.36	150.36	150.36	150.74	150.74	150.74
Manufacture of Soap, Detergents, cleaning and Polishing preparations	49.9666	173.83	174.23	177.79	177.51	174.40	174.41	174.91
Manufacture of Other chemical Products n.e.c	12.4559	139.50	147.44	147.71	147.69	147.83	147.83	147.83
MANUFACTURE OF PHARMACEUTICALS, MEDICINAL CHEMICAL & BOTANICAL PRODUCTS	23.7359	175.85	175.71	176.20	175.88	176.69	176.73	180.20
Manufacture of Pharmaceuticals, medicinal chemical and botanical products	23.7359	175.85	175.71	176.20	175.88	176.69	176.73	180.20
MANUFACTURE OF RUBBER & PLASTIC PRODUCTS	26.4550	155.72	155.55	155.55	155.83	154.48	154.48	153.09
Manufacture of Plastic products	26.4550	155.72	155.55	155.55	155.83	154.48	154.48	153.09
MANUFACTURE OF OTHER NON-METALLIC MINERAL PRODUCTS	137.5502	135.65	134.91	134.96	135.04	133.34	133.35	133.17
Manufacture of Clay Building Materials	58.2410	119.71	120.18	120.18	120.56	119.52	119.52	119.52
Manufacture of Cement, Lime and Plaster	60.1213	145.48	146.86	146.95	146.83	144.77	144.79	144.46
Manufacture of Articles of Concrete, cement and plaster	19.1880	144.83	134.12	134.15	134.22	132.29	132.29	132.22
MANUFACTURE OF BASIC METALS	14.5342	155.55	156.54	164.00	168.80	173.74	175.72	188.51
Manufacture of basic iron and steel	14.5342	155.55	156.54	164.00	168.80	173.74	175.72	188.51
MANUFACTURE OF FABRICATED METAL PRODUCTS, EXCEPT MACHINERY AND EQUIPMENT	10.8306	154.10	161.03	164.08	169.32	170.02	170.62	170.89
Manufacture of Other Fabricated Metals n.e.c	10.8306	154.10	161.03	164.08	169.32	170.02	170.62	170.89
MANUFACTURE OF ELECTRICAL EQUIPMENT	15.2395	155.82	155.86	155.87	150.42	150.53	156.25	156.20
Manufacture of Batteries and Accumulators	4.3838	168.99	168.99	168.99	168.99	168.99	168.99	168.99
Manufacture of other electronic and electric wires and cables	10.8557	149.82	149.87	149.90	141.46	141.63	150.48	150.40
MANUFACTURE OF FURNITURE	13.8675	159.57	161.81	161.59	162.51	163.10	164.29	167.73
Manufacture of Furniture	13.8675	159.57	161.81	161.59	162.51	163.10	164.29	167.73
PPI-UTILITIES	78.5999	182.89	181.57	182.00	184.94	186.10	186.18	185.80
Water collection, treatment and supply	18.2838	175.17	167.93	167.93	167.93	167.93	167.93	167.93
Electricity power generation, transmission and distribution	60.3161	185.11	185.32	185.85	189.50	190.94	191.04	190.58

Table 1b: Annual Changes in Producer Price Indices- Manufacturing and Utilities (Combined) up to December 2017

(Base period: July 2009 to June 2010=100)

Industry Group	Weight	Jun-17	Jul-17	Aug-17	Sep-17	Oct-17	Nov-17	Dec-17
PPI-MANUFACTURING AND UTILITIES (PPI-M&U)	1000.0000	7.0	7.3	7.9	7.0	6.7	4.1	2.1
PPI-MANUFACTURING	921.4001	6.5	7.0	7.6	6.7	6.5	3.8	1.6
PPI-UTILITIES	78.5999	13.5	11.2	11.4	11.0	10.1	8.2	7.7
PPI-MANUFACTURING	921.4001	6.5	7.0	7.6	6.7	6.5	3.8	1.6
MANUFACTURE OF FOOD PRODUCTS	364.9595	10.4	9.7	11.0	9.3	9.7	5.2	1.2
MANUFACTURE OF BEVERAGES	77.5074	3.5	7.9	8.2	8.2	8.1	7.3	6.4
MANUFACTURE OF TOBACCO PRODUCTS	25.3437	3.3	2.3	2.4	2.1	1.7	-0.9	-2.0
MANUFACTURE OF TEXTILES	19.2250	9.5	9.8	9.8	7.9	3.8	3.8	1.2
MANUFACTURE OF WEARING APPAREL	55.2433	-1.1	0.8	0.8	0.8	-0.3	-0.4	-0.9
MANUFACTURE OF LEATHER & RELATED PRODUCTS	15.9171	0.1	10.0	2.0	-4.4	-1.3	0.0	6.1
MANUFACTURE OF WOOD AND PRODUCTS OF WOOD, CORK, EXCEPT FURNITURE	7.3163	4.0	4.1	3.3	3.2	2.7	1.2	-0.8
MANUFACTURE OF PAPER & PAPER PRODUCTS	15.8581	2.0	1.4	3.9	4.2	5.8	3.7	2.6
PRINTING AND REPRODUCTION OF RECORDED MEDIA	25.3293	3.5	3.5	0.9	0.9	0.9	0.9	2.2
MANUFACTURE OF CHEMICALS & CHEMICAL PRODUCTS	72.4873	5.0	2.8	4.5	4.0	2.0	-0.4	-1.0
MANUFACTURE OF PHARMACEUTICALS, MEDICINAL CHEMICAL & BOTANICAL PRODUCTS	23.7359	0.4	0.6	-0.2	0.1	0.0	-1.3	0.4
MANUFACTURE OF RUBBER & PLASTIC PRODUCTS	26.4550	1.8	0.8	0.8	0.9	0.9	0.6	-0.3
MANUFACTURE OF OTHER NON-METALLIC MINERAL PRODUCTS	137.5502	-0.4	0.2	0.2	0.2	-1.6	-2.4	-2.9
MANUFACTURE OF BASIC METALS	14.5342	9.7	10.5	15.5	19.5	22.0	19.5	26.4
MANUFACTURE OF FABRICATED METAL PRODUCTS, EXCEPT MACHINERY AND EQUIPMENT	10.8306	-0.5	4.5	7.0	11.7	10.6	9.7	9.0
MANUFACTURE OF ELECTRICAL EQUIPMENT	15.2395	1.6	1.6	3.4	2.4	2.3	6.0	3.6
MANUFACTURE OF FURNITURE	13.8675	6.7	9.0	8.4	8.5	8.7	8.8	8.3
MANUFACTURE OF FOOD PRODUCTS	364.9595	10.4	9.7	11.0	9.3	9.7	5.2	1.2
Processing and Preserving of meat	8.2191	6.3	5.8	5.8	5.8	4.2	4.2	4.2
Processing & Preserving of Fish, Crustaceans and Mollusca	19.8991	19.9	11.6	21.4	12.5	19.7	11.3	6.8
Manufacture of Vegetable and Animal Oils and Fats	79.4212	7.3	7.5	4.2	3.5	5.0	2.4	-0.6
Manufacture of Dairy Products	5.6247	4.5	22.0	22.0	23.4	23.4	23.4	23.4
Manufacture of Grain Milling products	82.1135	17.9	25.1	28.1	26.2	24.1	22.7	15.8
Manufacture of Bakery products	25.1972	0.7	2.2	3.3	6.0	6.0	6.1	6.4
Manufacture of Sugar	56.6449	16.6	15.5	15.6	15.1	11.3	5.0	-0.7
Coffee Processing	46.3508	4.8	3.4	5.5	4.0	-0.9	-4.1	-7.5
Tea Processing	28.5878	18.2	16.1	20.1	25.4	28.2	22.4	16.9
Manufacture of Prepared Animal Feeds	12.9014	-1.6	-2.8	-2.8	-2.7	-1.3	-9.0	-9.0
MANUFACTURE OF BEVERAGES	77.5074	3.5	7.9	8.2	8.2	8.1	7.3	6.4
Distilling, rectifying and blending of spirits	2.6056	11.7	10.8	13.6	14.1	14.5	14.6	12.7
Manufacture of Malt Liquors and Malt	32.1741	0.0	0.0	0.0	0.0	0.0	0.0	0.0
Manufacture of Soft Drinks, Production of Mineral waters and Other bottled waters	42.7276	5.5	13.3	13.6	13.5	13.4	11.7	10.3

Industry Group	Weight	Jun-17	Jul-17	Aug-17	Sep-17	Oct-17	Nov-17	Dec-17
MANUFACTURE OF TOBACCO PRODUCTS	25.3437	3.3	2.3	2.4	2.1	1.7	-0.9	-2.0
Manufacture of Tobacco Products	25.3437	3.3	2.3	2.4	2.1	1.7	-0.9	-2.0
MANUFACTURE OF TEXTILES	19.2250	9.5	9.8	9.8	7.9	3.8	3.8	1.2
Manufacture of made-up textile articles, except apparel	19.2250	9.5	9.8	9.8	7.9	3.8	3.8	1.2
MANUFACTURE OF WEARING APPAREL	55.2433	-1.1	0.8	0.8	0.8	-0.3	-0.4	-0.9
Manufacture of wearing apparel, except fur apparel	55.2433	-1.1	0.8	0.8	0.8	-0.3	-0.4	-0.9
MANUFACTURE OF LEATHER & RELATED PRODUCTS	15.9171	0.1	10.0	2.0	-4.4	-1.3	0.0	6.1
Tanning and dressing of leather; dressing and dyeing of fur	11.8440	-0.3	10.5	1.5	-5.2	-2.0	-0.5	6.9
Manufacture of footwear	4.0731	2.8	6.4	6.4	1.5	3.0	3.0	0.5
MANUFACTURE OF WOOD AND PRODUCTS OF WOOD, CORK, EXCEPT FURNITURE	7.3163	4.0	4.1	3.3	3.2	2.7	1.2	-0.8
Manufacture of Builders' Carpentry & Joinery	7.3163	4.0	4.1	3.3	3.2	2.7	1.2	-0.8
MANUFACTURE OF PAPER & PAPER PRODUCTS	15.8581	2.0	1.4	3.9	4.2	5.8	3.7	2.6
Manufacture of pulp, paper and paperboard	9.0679	3.0	2.3	4.6	4.7	5.6	3.2	1.9
Manufacture of corrugated paper and paperboard and of containers of paper and paperboard	2.9305	-2.8	-0.7	8.1	12.8	18.9	17.1	16.4
Manufacture of other articles of paper and paperboard	3.8598	-3.3	-5.1	-5.1	-5.2	-2.2	-2.3	-2.5
PRINTING AND REPRODUCTION OF RECORDED MEDIA	25.3293	3.5	3.5	0.9	0.9	0.9	0.9	2.2
Printing	25.3293	3.5	3.5	0.9	0.9	0.9	0.9	2.2
MANUFACTURE OF CHEMICALS & CHEMICAL PRODUCTS	72.4873	5.0	2.8	4.5	4.0	2.0	-0.4	-1.0
Manufacture of paints, varnishes and similar coatings, printing ink and mastics	10.0649	2.6	2.6	2.6	2.6	2.6	2.6	1.5
Manufacture of Soap, Detergents, cleaning and Polishing preparations	49.9666	6.0	2.9	5.1	4.4	1.8	-1.2	-1.8
Manufacture of Other chemical Products n.e.c	12.4559	0.1	2.0	2.1	2.1	2.2	2.2	2.2
MANUFACTURE OF PHARMACEUTICALS, MEDICINAL CHEMICAL & BOTANICAL PRODUCTS	23.7359	0.4	0.6	-0.2	0.1	0.0	-1.3	0.4
Manufacture of Pharmaceuticals, medicinal chemical and botanical products	23.7359	0.4	0.6	-0.2	0.1	0.0	-1.3	0.4
MANUFACTURE OF RUBBER & PLASTIC PRODUCTS	26.4550	1.8	0.8	0.8	0.9	0.9	0.6	-0.3
Manufacture of Plastic products	26.4550	1.8	0.8	0.8	0.9	0.9	0.6	-0.3
MANUFACTURE OF OTHER NON-METALLIC MINERAL PRODUCTS	137.5502	-0.4	0.2	0.2	0.2	-1.6	-2.4	-2.9
Manufacture of Clay Building Materials	58.2410	-3.0	-1.2	-1.2	-0.9	-1.8	-1.8	-1.8
Manufacture of Cement, Lime and Plaster	60.1213	-1.1	1.0	1.1	0.9	-1.1	-2.7	-3.4
Manufacture of Articles of Concrete, cement and plaster	19.1880	7.7	-0.1	-0.3	-0.2	-2.6	-2.6	-3.0
MANUFACTURE OF BASIC METALS	14.5342	9.7	10.5	15.5	19.5	22.0	19.5	26.4
Manufacture of basic iron and steel	14.5342	9.7	10.5	15.5	19.5	22.0	19.5	26.4

Industry Group	Weight	Jun-17	Jul-17	Aug-17	Sep-17	Oct-17	Nov-17	Dec-17
MANUFACTURE OF FABRICATED METAL PRODUCTS,EXCEPT MACHINERY AND EQUIPMENT	10.8306	-0.5	4.5	7.0	11.7	10.6	9.7	9.0
Manufacture of Other Fabricated Metals n.e.c	10.8306	-0.5	4.5	7.0	11.7	10.6	9.7	9.0
MANUFACTURE OF ELECTRICAL EQUIPMENT	15.2395	1.6	1.6	3.4	2.4	2.3	6.0	3.6
Manufacture of Batteries and Accumulators	4.3838	0.0	0.0	0.0	0.0	0.0	0.0	0.0
Manufacture of other electronic and electric wires and cables	10.8557	2.6	2.6	5.6	4.1	4.0	10.1	5.8
MANUFACTURE OF FURNITURE	13.8675	6.7	9.0	8.4	8.5	8.7	8.8	8.3
Manufacture of Furniture	13.8675	6.7	9.0	8.4	8.5	8.7	8.8	8.3
PPI-UTILITIES	78.5999	13.5	11.2	11.4	11.0	10.1	8.2	7.7
Water collection, treatment and supply	18.2838	8.0	-0.4	-0.4	-0.4	-0.4	-0.4	-0.4
Electricity power generation, transmission and distribution	60.3161	15.1	14.7	15.0	14.2	12.9	10.4	9.8

Table 1c: Monthly Changes in Producer Price Indices- Manufacturing and Utilities (Combined), up to December 2017

(Base period: July 2009 to June 2010=100)

Industry Group	Weight	Jun-17	Jul-17	Aug-17	Sep-17	Oct-17	Nov-17	Dec-17
PPI-MANUFACTURING AND UTILITIES (PPI -M&U)	1000	-1.0	1.0	0.7	-0.1	0.3	-0.8	-0.7
PPI-MANUFACTURING	921.4001	-1.0	1.1	0.8	-0.1	0.3	-0.8	-0.7
PPI-UTILITIES	78.5999	-0.4	-0.7	0.2	0.1	0.6	0.0	-0.2
PPI-MANUFACTURING	921.4001	-1.0	1.1	0.8	-0.1	0.3	-0.8	-0.7
MANUFACTURE OF FOOD PRODUCTS	364.9595	-1.1	0.8	1.4	-0.2	0.8	-1.6	-1.9
MANUFACTURE OF BEVERAGES	77.5074	-0.1	5.3	0.1	0.0	0.4	0.1	-0.2
MANUFACTURE OF TOBACCO PRODUCTS	25.3437	-0.7	-2.3	0.1	-0.1	0.8	0.0	-0.3
MANUFACTURE OF TEXTILES	19.2250	0.0	0.0	0.0	0.0	0.0	0.0	0.0
MANUFACTURE OF WEARING APPAREL	55.2433	0.0	1.6	0.0	0.3	0.0	0.0	0.0
MANUFACTURE OF LEATHER & RELATED PRODUCTS	15.9171	-5.5	7.5	-7.1	-5.0	-4.2	1.1	6.8
MANUFACTURE OF WOOD AND PRODUCTS OF WOOD, CORK, EXCEPT FURNITURE	7.3163	-0.2	0.1	0.0	0.0	0.2	-0.7	-1.9
MANUFACTURE OF PAPER & PAPER PRODUCTS	15.8581	-0.8	0.5	0.8	0.3	1.6	0.0	0.1
PRINTING AND REPRODUCTION OF RECORDED MEDIA	25.3293	-0.2	0.0	0.0	0.0	0.0	-0.3	1.1
MANUFACTURE OF CHEMICALS & CHEMICAL PRODUCTS	72.4873	-2.4	-0.2	1.6	-0.1	-1.4	0.0	0.2
MANUFACTURE OF PHARMACEUTICALS, MEDICINAL CHEMICAL & BOTANICAL PRODUCTS	23.7359	-3.4	-0.2	0.3	0.1	0.5	0.0	2.0
MANUFACTURE OF RUBBER & PLASTIC PRODUCTS	26.4550	0.0	-0.1	0.0	0.1	0.0	0.0	-0.9
MANUFACTURE OF OTHER NON-METALLIC MINERAL PRODUCTS	137.5502	-0.7	-0.3	0.0	0.0	-1.3	0.0	-0.1
MANUFACTURE OF BASIC METALS	14.5342	-0.1	1.0	4.8	3.0	2.8	1.1	7.3
MANUFACTURE OF FABRICATED METAL PRODUCTS, EXCEPT MACHINERY AND EQUIPMENT	10.8306	-0.1	2.8	1.9	3.2	0.6	0.4	0.2
MANUFACTURE OF ELECTRICAL EQUIPMENT	15.2395	-0.1	0.0	0.0	-1.1	0.1	3.8	0.0
MANUFACTURE OF FURNITURE	13.8675	0.0	-0.3	-0.1	0.6	0.4	0.7	2.1
MANUFACTURE OF FOOD PRODUCTS	364.9595	-1.1	0.8	1.4	-0.2	0.8	-1.6	-1.9
Processing and Preserving of meat	8.2191	0.0	0.0	0.0	0.0	0.0	0.0	0.0
Processing & Preserving of Fish, Crustaceans and Mollusca	19.8991	0.0	0.6	2.8	-1.4	5.6	-4.9	-4.5
Manufacture of Vegetable and Animal Oils and Fats	79.4212	-0.9	0.5	0.1	0.0	-0.1	0.0	-0.5
Manufacture of Dairy Products	5.6247	0.0	0.5	0.0	0.0	0.0	0.0	0.0
Manufacture of Grain Milling products	82.1135	1.4	4.5	2.4	0.2	-1.3	-0.5	-4.9
Manufacture of Bakery products	25.1972	0.0	1.5	1.0	2.5	0.0	0.1	0.3
Manufacture of Sugar	56.6449	-0.4	0.1	-0.2	0.1	-0.6	-3.2	-3.7
Coffee Processing	46.3508	-2.3	-1.2	3.8	-1.4	0.1	-1.5	2.7
Tea Processing	28.5878	1.2	2.2	4.0	3.6	1.5	-1.1	-4.8
Manufacture of Prepared Animal Feeds	12.9014	-8.7	0.0	0.0	0.1	0.0	0.0	0.0
MANUFACTURE OF BEVERAGES	77.5074	-0.1	5.3	0.1	0.0	0.4	0.1	-0.2
Distilling, rectifying and blending of spirits	2.6056	4.6	0.9	2.5	0.4	-0.2	0.4	-1.4
Manufacture of Malt Liquors and Malt	32.1741	0.0	0.0	0.0	0.0	0.0	0.0	0.0
Manufacture of Soft Drinks, Production of Mineral waters and Other bottled waters	42.7276	-0.4	9.1	0.1	0.0	0.6	0.2	-0.3
MANUFACTURE OF TOBACCO PRODUCTS	25.3437	-0.7	-2.3	0.1	-0.1	0.8	0.0	-0.3
Manufacture of Tobacco Products	25.3437	-0.7	-2.3	0.1	-0.1	0.8	0.0	-0.3
MANUFACTURE OF TEXTILES	19.2250	0.0	0.0	0.0	0.0	0.0	0.0	0.0
Manufacture of made-up textile articles, except apparel	19.2250	0.0	0.0	0.0	0.0	0.0	0.0	0.0
MANUFACTURE OF WEARING APPAREL	55.2433	0.0	1.6	0.0	0.3	0.0	0.0	0.0
Manufacture of wearing apparel, except fur apparel	55.2433	0.0	1.6	0.0	0.3	0.0	0.0	0.0
MANUFACTURE OF LEATHER & RELATED PRODUCTS	15.9171	-5.5	7.5	-7.1	-5.0	-4.2	1.1	6.8
Tanning and dressing of leather; dressing and dyeing of fur	11.8440	-6.2	8.9	-7.9	-5.6	-4.9	1.3	7.9
Manufacture of footwear	4.0731	0.0	-1.9	0.0	-1.5	0.0	0.0	0.0

Industry Group	Weight	Jun-17	Jul-17	Aug-17	Sep-17	Oct-17	Nov-17	Dec-17
MANUFACTURE OF WOOD AND PRODUCTS OF WOOD, CORK, EXCEPT FURNITURE	7.3163	-0.2	0.1	0.0	0.0	0.2	-0.7	-1.9
Manufacture of Builders' Carpentry & Joinery	7.3163	-0.2	0.1	0.0	0.0	0.2	-0.7	-1.9
MANUFACTURE OF PAPER & PAPER PRODUCTS	15.8581	-0.8	0.5	0.8	0.3	1.6	0.0	0.1
Manufacture of pulp, paper and paperboard	9.0679	-0.8	0.6	0.3	0.4	1.3	0.0	0.1
Manufacture of corrugated paper and paperboard and of containers of paper and paperboard	2.9305	0.0	2.6	8.2	0.0	7.3	0.0	0.0
Manufacture of other articles of paper and paperboard	3.8598	-0.9	-2.0	0.0	0.0	-0.4	0.0	-0.1
PRINTING AND REPRODUCTION OF RECORDED MEDIA	25.3293	-0.2	0.0	0.0	0.0	0.0	-0.3	1.1
Printing	25.3293	-0.2	0.0	0.0	0.0	0.0	-0.3	1.1
MANUFACTURE OF CHEMICALS & CHEMICAL PRODUCTS	72.4873	-2.4	-0.2	1.6	-0.1	-1.4	0.0	0.2
Manufacture of paints, varnishes and similar coatings, printing ink and mastics	10.0649	0.0	0.0	0.0	0.0	0.0	0.0	0.0
Manufacture of Soap, Detergents, cleaning and Polishing preparations	49.9666	-2.6	-0.3	2.0	-0.2	-1.8	0.0	0.3
Manufacture of Other chemical Products n.e.c	12.4559	-2.5	0.0	0.2	0.0	0.0	0.0	0.0
MANUFACTURE OF PHARMACEUTICALS, MEDICINAL CHEMICAL & BOTANICAL PRODUCTS	23.7359	-3.4	-0.2	0.3	0.1	0.5	0.0	2.0
Manufacture of Pharmaceuticals, medicinal chemical and botanical products	23.7359	-3.4	-0.2	0.3	0.1	0.5	0.0	2.0
MANUFACTURE OF RUBBER & PLASTIC PRODUCTS	26.4550	0.0	-0.1	0.0	0.1	0.0	0.0	-0.9
Manufacture of Plastic products	26.4550	0.0	-0.1	0.0	0.1	0.0	0.0	-0.9
MANUFACTURE OF OTHER NON-METALLIC MINERAL PRODUCTS	137.5502	-0.7	-0.3	0.0	0.0	-1.3	0.0	-0.1
Manufacture of Clay Building Materials	58.2410	0.1	0.8	0.0	0.3	-0.9	0.0	0.0
Manufacture of Cement, Lime and Plaster	60.1213	-1.3	-0.8	0.1	-0.1	-1.4	0.0	-0.2
Manufacture of Articles of Concrete, cement and plaster	19.1880	0.0	-0.8	0.0	-0.1	-2.1	0.0	0.0
MANUFACTURE OF BASIC METALS	14.5342	-0.1	1.0	4.8	3.0	2.8	1.1	7.3
Manufacture of basic iron and steel	14.5342	-0.1	1.0	4.8	3.0	2.8	1.1	7.3
MANUFACTURE OF FABRICATED METAL PRODUCTS, EXCEPT MACHINERY AND EQUIPMENT	10.8306	-0.1	2.8	1.9	3.2	0.6	0.4	0.2
Manufacture of Other Fabricated Metals n.e.c	10.8306	-0.1	2.8	1.9	3.2	0.6	0.4	0.2
MANUFACTURE OF ELECTRICAL EQUIPMENT	15.2395	-0.1	0.0	0.0	-1.1	0.1	3.8	0.0
Manufacture of Batteries and Accumulators	4.3838	0.0	0.0	0.0	0.0	0.0	0.0	0.0
Manufacture of other electronic and electric wires and cables	10.8557	-0.1	0.0	0.0	-1.8	0.1	6.2	-0.1
MANUFACTURE OF FURNITURE	13.8675	0.0	-0.3	-0.1	0.6	0.4	0.7	2.1
Manufacture of Furniture	13.8675	0.0	-0.3	-0.1	0.6	0.4	0.7	2.1
PPI-UTILITIES	78.5999	-0.4	-0.7	0.2	0.1	0.6	0.0	-0.2
Water collection, treatment and supply	18.2838	0.0	-4.1	0.0	0.0	0.0	0.0	0.0
Electricity power generation, transmission and distribution	60.3161	-0.5	0.1	0.3	0.1	0.8	0.0	-0.2

Table 2a: Producer Price Indices-Manufacturing (Domestic Market) up to December 2017

(Base period: July 2009 to June 2010=100)

Industry Group	Weight	Jun-17	Jul-17	Aug-17	Sep-17	Oct-17	Nov-17	Dec-17
PPI-M LOCAL	738.5982	170.90	173.50	174.57	174.89	172.84	172.23	170.93
MANUFACTURE OF FOOD PRODUCTS	257.7904	187.81	192.19	193.55	193.99	191.28	189.50	185.24
MANUFACTURE OF BEVERAGES	71.4179	154.56	152.50	152.72	152.85	152.83	153.11	152.99
MANUFACTURE OF TOBACCO PRODUCTS	10.5874	126.55	130.66	130.72	130.64	131.10	131.11	130.93
MANUFACTURE OF TEXTILES	19.2250	219.27	216.06	216.06	216.06	207.80	207.80	207.80
MANUFACTURE OF WEARING APPAREL	55.2433	201.39	206.35	206.35	206.88	204.73	204.73	204.73
MANUFACTURE OF LEATHER & RELATED PRODUCTS	4.0731	170.03	165.57	165.57	163.13	165.57	165.57	165.57
MANUFACTURE OF WOOD AND PRODUCTS OF WOOD, CORK, EXCEPT FURNITURE	7.3163	161.90	163.03	163.06	163.01	163.31	162.19	159.06
MANUFACTURE OF PAPER & PAPER PRODUCTS	12.1340	126.14	127.70	130.44	130.00	132.22	132.14	133.00
PRINTING AND REPRODUCTION OF RECORDED MEDIA	25.3293	159.04	158.44	158.44	158.13	158.16	157.66	159.37
MANUFACTURE OF CHEMICALS & CHEMICAL PRODUCTS	64.5401	153.77	159.64	162.90	162.71	159.45	159.45	160.11
MANUFACTURE OF PHARMACEUTICALS, MEDICINAL CHEMICAL & BOTANICAL PRODUCTS	20.8167	166.81	166.48	167.02	166.71	167.15	167.18	171.78
MANUFACTURE OF RUBBER & PLASTIC PRODUCTS	22.9465	147.87	147.66	147.66	148.01	146.30	146.30	144.52
MANUFACTURE OF OTHER NON-METALLIC MINERAL PRODUCTS	112.7063	130.27	129.16	129.16	129.35	126.54	126.54	126.53
MANUFACTURE OF BASIC METALS	14.5342	155.55	156.54	164.00	168.80	173.74	175.72	188.51
MANUFACTURE OF FABRICATED METAL PRODUCTS, EXCEPT MACHINERY AND EQUIPMENT	10.8306	154.10	161.03	164.08	169.32	170.02	170.62	170.89
MANUFACTURE OF ELECTRICAL EQUIPMENT	15.2395	155.82	155.86	155.87	150.42	150.53	156.25	156.20
MANUFACTURE OF FURNITURE	13.8675	159.57	161.81	161.59	162.51	163.10	164.29	167.73
MANUFACTURE OF FOOD PRODUCTS	257.7904	187.81	192.19	193.55	193.99	191.28	189.50	185.24
Processing and Preserving of meat	8.2191	230.18	230.18	230.18	230.18	230.18	230.18	230.18
Manufacture of Vegetable and Animal Oils and Fats	57.9547	202.93	209.22	209.39	209.50	203.70	203.81	202.63
Manufacture of Dairy Products	5.6247	141.58	159.49	159.49	161.96	161.96	161.96	161.96
Manufacture of Grain Milling products	82.1135	166.52	175.65	179.93	180.26	177.92	177.01	168.36
Manufacture of Bakery products	25.1972	161.69	164.06	165.74	167.58	167.58	167.80	168.23
Manufacture of Sugar	41.5870	184.46	184.20	183.51	184.21	180.43	168.99	156.15
Coffee Processing	12.5391	192.29	196.90	196.90	196.90	196.90	196.90	196.90
Tea Processing	11.6538	149.19	149.80	154.35	155.78	155.75	155.86	153.65
Manufacture of Prepared Animal Feeds	12.9014	263.78	260.51	260.51	260.73	260.73	260.73	260.73
MANUFACTURE OF BEVERAGES	71.4179	154.56	152.50	152.72	152.85	152.83	153.11	152.99
Distilling, rectifying and blending of spirits	2.6056	172.43	174.58	179.00	179.66	179.35	180.04	177.47
Manufacture of Malt Liquors and Malt	32.1741	159.58	159.58	159.58	159.58	159.58	159.58	159.58
Manufacture of Soft Drinks, Production of Mineral waters and Other bottled waters	36.6381	148.35	143.70	143.70	143.91	143.91	144.46	144.46
MANUFACTURE OF TOBACCO PRODUCTS	10.5874	126.55	130.66	130.72	130.64	131.10	131.11	130.93
Manufacture of Tobacco Products	10.5874	126.55	130.66	130.72	130.64	131.10	131.11	130.93
MANUFACTURE OF TEXTILES	19.2250	219.27	216.06	216.06	216.06	207.80	207.80	207.80
Manufacture of made-up textile articles, except apparel	19.2250	219.27	216.06	216.06	216.06	207.80	207.80	207.80
MANUFACTURE OF WEARING APPAREL	55.2433	201.39	206.35	206.35	206.88	204.73	204.73	204.73
Manufacture of wearing apparel, except fur apparel	55.2433	201.39	206.35	206.35	206.88	204.73	204.73	204.73
MANUFACTURE OF LEATHER & RELATED PRODUCTS	4.0731	170.03	165.57	165.57	163.13	165.57	165.57	165.57
Manufacture of footwear	4.0731	170.03	165.57	165.57	163.13	165.57	165.57	165.57
MANUFACTURE OF WOOD AND PRODUCTS OF WOOD, CORK, EXCEPT FURNITURE	7.3163	161.90	163.03	163.06	163.01	163.31	162.19	159.06

Industry Group	Weight	Jun-17	Jul-17	Aug-17	Sep-17	Oct-17	Nov-17	Dec-17
Manufacture of Builders' Carpentry & Joinery	7.3163	161.90	163.03	163.06	163.01	163.31	162.19	159.06
MANUFACTURE OF PAPER & PAPER PRODUCTS	12.1340	126.14	127.70	130.44	130.00	132.22	132.14	133.00
Manufacture of pulp, paper and paperboard	5.3437	125.44	127.00	127.00	125.92	125.95	125.75	127.93
Manufacture of corrugated paper and paperboard and of containers of paper and paperboard	2.9305	125.62	128.86	139.39	139.39	147.64	147.64	147.64
Manufacture of other articles of paper and paperboard	3.8598	127.48	127.78	127.78	127.77	127.23	127.23	127.15
PRINTING AND REPRODUCTION OF RECORDED MEDIA	25.3293	159.04	158.44	158.44	158.13	158.16	157.66	159.37
Printing	25.3293	159.04	158.44	158.44	158.13	158.16	157.66	159.37
MANUFACTURE OF CHEMICALS & CHEMICAL PRODUCTS	64.5401	153.77	159.64	162.90	162.71	159.45	159.45	160.11
Manufacture of paints, varnishes and similar coatings, printing ink and mastics	10.0649	150.38	150.36	150.36	150.36	150.74	150.74	150.74
Manufacture of Soap, Detergents, cleaning and Polishing preparations	42.0194	158.27	164.91	169.49	169.22	164.47	164.47	165.41
Manufacture of Other chemical Products n.e.c	12.4559	139.50	147.44	147.71	147.69	147.83	147.83	147.83
MANUFACTURE OF PHARMACEUTICALS, MEDICINAL CHEMICAL & BOTANICAL PRODUCTS	20.8167	166.81	166.48	167.02	166.71	167.15	167.18	171.78
Manufacture of Pharmaceuticals, medicinal chemical and botanical products	20.8167	166.81	166.48	167.02	166.71	167.15	167.18	171.78
MANUFACTURE OF RUBBER & PLASTIC PRODUCTS	22.9465	147.87	147.66	147.66	148.01	146.30	146.30	144.52
Manufacture of Plastic products	22.9465	147.87	147.66	147.66	148.01	146.30	146.30	144.52
MANUFACTURE OF OTHER NON-METALLIC MINERAL PRODUCTS	112.7063	130.27	129.16	129.16	129.35	126.54	126.54	126.53
Manufacture of Clay Building Materials	58.2410	119.71	120.18	120.18	120.56	119.52	119.52	119.52
Manufacture of Cement, Lime and Plaster	35.2774	137.12	139.34	139.34	139.34	133.82	133.82	133.82
Manufacture of Articles of Concrete, cement and plaster	19.1880	144.83	134.12	134.15	134.22	132.29	132.29	132.22
MANUFACTURE OF BASIC METALS	14.5342	155.55	156.54	164.00	168.80	173.74	175.72	188.51
Manufacture of basic iron and steel	14.5342	155.55	156.54	164.00	168.80	173.74	175.72	188.51
MANUFACTURE OF FABRICATED METAL PRODUCTS, EXCEPT MACHINERY AND EQUIPMENT	10.8306	154.10	161.03	164.08	169.32	170.02	170.62	170.89
Manufacture of Other Fabricated Metals n.e.c	10.8306	154.10	161.03	164.08	169.32	170.02	170.62	170.89
MANUFACTURE OF ELECTRICAL EQUIPMENT	15.2395	155.82	155.86	155.87	150.42	150.53	156.25	156.20
Manufacture of batteries and accumulators	4.3838	168.99	168.99	168.99	168.99	168.99	168.99	168.99
Manufacture of other electronic and electric wires and cables	10.8557	149.82	149.87	149.90	141.46	141.63	150.48	150.40
MANUFACTURE OF FURNITURE	13.8675	159.57	161.81	161.59	162.51	163.10	164.29	167.73
Manufacture of Furniture	13.8675	159.57	161.81	161.59	162.51	163.10	164.29	167.73

Table 2b: Annual Changes in Producer Price Indices-Manufacturing (Domestic Market) up to December 2017

(Base period: July 2009 to June 2010=100)

Industry Group	Weight	Jun-17	Jul-17	Aug-17	Sep-17	Oct-17	Nov-17	Dec-17
PPI-M LOCAL	738.5982	6.3	7.4	7.6	7.4	6.4	4.7	3.0
MANUFACTURE OF FOOD PRODUCTS	257.7904	12.3	13.7	13.5	13.1	12.3	8.6	4.9
MANUFACTURE OF BEVERAGES	71.4179	2.5	1.3	1.6	1.6	1.6	1.8	1.3
MANUFACTURE OF TOBACCO PRODUCTS	10.5874	-1.8	5.1	5.2	5.0	4.9	3.9	3.4
MANUFACTURE OF TEXTILES	19.2250	9.5	9.8	9.8	7.9	3.8	3.8	1.2
MANUFACTURE OF WEARING APPAREL	55.2433	-1.1	0.8	0.8	0.8	-0.3	-0.4	-0.9
MANUFACTURE OF LEATHER & RELATED PRODUCTS	4.0731	2.8	6.4	6.4	1.5	3.0	3.0	0.5
MANUFACTURE OF WOOD AND PRODUCTS OF WOOD, CORK, EXCEPT FURNITURE	7.3163	4.0	4.1	3.3	3.2	2.7	1.2	-0.8
MANUFACTURE OF PAPER & PAPER PRODUCTS	12.1340	-1.5	-1.1	1.3	2.2	5.1	4.7	5.1
PRINTING AND REPRODUCTION OF RECORDED MEDIA	25.3293	3.5	3.5	0.9	0.9	0.9	0.9	2.2
MANUFACTURE OF CHEMICALS & CHEMICAL PRODUCTS	64.5401	6.9	6.2	8.4	7.8	5.4	3.5	3.1
MANUFACTURE OF PHARMACEUTICALS, MEDICINAL CHEMICAL & BOTANICAL PRODUCTS	20.8167	-1.4	-1.3	-2.1	-1.6	-1.8	-2.4	0.3
MANUFACTURE OF RUBBER & PLASTIC PRODUCTS	22.9465	1.7	0.5	0.4	0.5	0.5	0.1	-1.1
MANUFACTURE OF OTHER NON-METALLIC MINERAL PRODUCTS	112.7063	-2.6	-2.0	-2.0	-1.8	-4.1	-4.1	-4.2
MANUFACTURE OF BASIC METALS	14.5342	9.7	10.5	15.5	19.5	22.0	19.5	26.4
MANUFACTURE OF FABRICATED METAL PRODUCTS, EXCEPT MACHINERY AND EQUIPMENT	10.8306	-0.5	4.5	7.0	11.7	10.6	9.7	9.0
MANUFACTURE OF ELECTRICAL EQUIPMENT	15.2395	1.6	1.6	3.4	2.4	2.3	6.0	3.6
MANUFACTURE OF FURNITURE	13.8675	8.2	9.0	8.4	8.5	8.7	8.8	8.3
MANUFACTURE OF FOOD PRODUCTS	257.7904	12.3	13.7	13.5	13.1	12.3	8.6	4.9
Processing and Preserving of meat	8.2191	6.3	5.8	5.8	5.8	4.2	4.2	4.2
Manufacture of Vegetable and Animal Oils and Fats	57.9547	17.8	17.3	13.9	12.7	13.6	10.9	7.6
Manufacture of Dairy Products	5.6247	4.5	22.0	22.0	23.4	23.4	23.4	23.4
Manufacture of Grain Milling products	82.1135	17.9	25.1	28.1	26.2	24.1	22.7	15.8
Manufacture of Bakery products	25.1972	0.7	2.2	3.3	6.0	6.0	6.1	6.4
Manufacture of Sugar	41.5870	27.8	25.4	25.4	24.7	17.2	8.5	-2.5
Coffee Processing	12.5391	2.1	4.4	4.2	4.5	4.5	4.4	4.1
Tea Processing	11.6538	6.3	5.2	7.1	8.8	8.8	8.6	6.1
Manufacture of Prepared Animal Feeds	12.9014	-1.6	-2.8	-2.8	-2.7	-1.3	-9.0	-9.0
MANUFACTURE OF BEVERAGES	71.4179	2.5	1.3	1.6	1.6	1.6	1.8	1.3
Distilling, rectifying and blending of spirits	2.6056	11.7	10.8	13.6	14.1	14.5	14.6	12.7
Manufacture of Malt Liquors and Malt	32.1741	0.0	0.0	0.0	0.0	0.0	0.0	0.0
Manufacture of Soft Drinks, Production of Mineral waters and Other bottled waters	36.6381	4.6	1.8	2.2	2.3	2.3	2.6	1.7
MANUFACTURE OF TOBACCO PRODUCTS	10.5874	-1.8	5.1	5.2	5.0	4.9	3.9	3.4
Manufacture of Tobacco Products	10.5874	-1.8	5.1	5.2	5.0	4.9	3.9	3.4
MANUFACTURE OF TEXTILES	19.2250	9.5	9.8	9.8	7.9	3.8	3.8	1.2
Manufacture of made-up textile articles, except apparel	19.2250	9.5	9.8	9.8	7.9	3.8	3.8	1.2
MANUFACTURE OF WEARING APPAREL	55.2433	-1.1	0.8	0.8	0.8	-0.3	-0.4	-0.9
Manufacture of wearing apparel, except fur apparel	55.2433	-1.1	0.8	0.8	0.8	-0.3	-0.4	-0.9
MANUFACTURE OF LEATHER & RELATED PRODUCTS	4.0731	2.8	6.4	6.4	1.5	3.0	3.0	0.5
Manufacture of footwear	4.0731	2.8	6.4	6.4	1.5	3.0	3.0	0.5

Industry Group	Weight	Jun-17	Jul-17	Aug-17	Sep-17	Oct-17	Nov-17	Dec-17
MANUFACTURE OF WOOD AND PRODUCTS OF WOOD, CORK, EXCEPT FURNITURE	7.3163	4.0	4.1	3.3	3.2	2.7	1.2	-0.8
Manufacture of Builders' Carpentry & Joinery	7.3163	4.0	4.1	3.3	3.2	2.7	1.2	-0.8
MANUFACTURE OF PAPER & PAPER PRODUCTS	12.1340	-1.5	-1.1	1.3	2.2	5.1	4.7	5.1
Manufacture of pulp, paper and paperboard	5.3437	0.8	2.2	2.3	2.1	2.1	2.0	3.6
Manufacture of corrugated paper and paperboard and of containers of paper and paperboard	2.9305	-2.8	-0.7	8.1	12.8	18.9	17.1	16.4
Manufacture of other articles of paper and paperboard	3.8598	-3.3	-5.1	-5.1	-5.2	-2.2	-2.3	-2.5
PRINTING AND REPRODUCTION OF RECORDED MEDIA	25.3293	3.5	3.5	0.9	0.9	0.9	0.9	2.2
Printing	25.3293	3.5	3.5	0.9	0.9	0.9	0.9	2.2
MANUFACTURE OF CHEMICALS & CHEMICAL PRODUCTS	64.5401	6.9	6.2	8.4	7.8	5.4	3.5	3.1
Manufacture of paints, varnishes and similar coatings, printing ink and mastics	10.0649	2.6	2.6	2.6	2.6	2.6	2.6	1.5
Manufacture of Soap, Detergents, cleaning and Polishing preparations	42.0194	9.5	7.9	10.9	10.0	6.7	3.9	3.6
Manufacture of Other chemical Products n.e.c	12.4559	0.1	2.0	2.1	2.1	2.2	2.2	2.2
MANUFACTURE OF PHARMACEUTICALS, MEDICINAL CHEMICAL & BOTANICAL PRODUCTS	20.8167	-1.4	-1.3	-2.1	-1.6	-1.8	-2.4	0.3
Manufacture of Pharmaceuticals, medicinal chemical and botanical products	20.8167	-1.4	-1.3	-2.1	-1.6	-1.8	-2.4	0.3
MANUFACTURE OF RUBBER & PLASTIC PRODUCTS	22.9465	1.7	0.5	0.4	0.5	0.5	0.1	-1.1
Manufacture of Plastic products	22.9465	1.7	0.5	0.4	0.5	0.5	0.1	-1.1
MANUFACTURE OF OTHER NON-METALLIC MINERAL PRODUCTS	112.7063	-2.6	-2.0	-2.0	-1.8	-4.1	-4.1	-4.2
Manufacture of Clay Building Materials	58.2410	-3.0	-1.2	-1.2	-0.9	-1.8	-1.8	-1.8
Manufacture of Cement, Lime and Plaster	35.2774	-7.2	-3.5	-3.5	-3.5	-7.4	-7.4	-7.4
Manufacture of Articles of Concrete, cement and plaster	19.1880	7.7	-0.1	-0.3	-0.2	-2.6	-2.6	-3.0
MANUFACTURE OF BASIC METALS	14.5342	9.7	10.5	15.5	19.5	22.0	19.5	26.4
Manufacture of basic iron and steel	14.5342	9.7	10.5	15.5	19.5	22.0	19.5	26.4
MANUFACTURE OF FABRICATED METAL PRODUCTS, EXCEPT MACHINERY AND EQUIPMENT	10.8306	-0.5	4.5	7.0	11.7	10.6	9.7	9.0
Manufacture of Other Fabricated Metals n.e.c	10.8306	-0.5	4.5	7.0	11.7	10.6	9.7	9.0
MANUFACTURE OF ELECTRICAL EQUIPMENT	15.2395	1.6	1.6	3.4	2.4	2.3	6.0	3.6
Manufacture of batteries and accumulators	4.3838	0.0	0.0	0.0	0.0	0.0	0.0	0.0
Manufacture of other electronic and electric wires and cables	10.8557	2.6	2.6	5.6	4.1	4.0	10.1	5.8
MANUFACTURE OF FURNITURE	13.8675	6.7	9.0	8.4	8.5	8.7	8.8	8.3
Manufacture of Furniture	13.9	6.7	9.0	8.4	8.5	8.7	8.8	8.3

Table 2c: Monthly Changes in Producer Price Indices-Manufacturing (Domestic Market), up to December 2017

(Base period: July 2009 to June 2010=100)

Industry Group	Weight	Jun-17	Jul-17	Aug-17	Sep-17	Oct-17	Nov-17	Dec-17
PPI-M LOCAL	738.5982	-0.9	0.9	0.6	0.3	-0.6	-0.4	-0.8
MANUFACTURE OF FOOD PRODUCTS	257.7904	-1.2	1.4	0.7	0.3	-0.8	-0.9	-2.3
MANUFACTURE OF BEVERAGES	71.4179	0.2	0.0	0.1	0.1	0.0	0.2	-0.1
MANUFACTURE OF TOBACCO PRODUCTS	10.5874	-0.3	3.3	0.0	-0.1	0.4	0.0	-0.1
MANUFACTURE OF TEXTILES	19.2250	0.0	0.0	0.0	0.0	0.0	0.0	0.0
MANUFACTURE OF WEARING APPAREL	55.2433	0.0	1.6	0.0	0.3	0.0	0.0	0.0
MANUFACTURE OF LEATHER & RELATED PRODUCTS	4.0731	0.0	-1.9	0.0	-1.5	0.0	0.0	0.0
MANUFACTURE OF WOOD AND PRODUCTS OF WOOD, CORK, EXCEPT FURNITURE	7.3163	-0.2	0.1	0.0	0.0	0.2	-0.7	-1.9
MANUFACTURE OF PAPER & PAPER PRODUCTS	12.1340	-0.3	0.6	2.1	-0.2	2.1	-0.1	0.6
PRINTING AND REPRODUCTION OF RECORDED MEDIA	25.3293	-0.2	0.0	0.0	0.0	0.0	-0.3	1.1
MANUFACTURE OF CHEMICALS & CHEMICAL PRODUCTS	64.5401	-3.1	-0.3	2.0	-0.1	-2.0	0.0	0.4
MANUFACTURE OF PHARMACEUTICALS, MEDICINAL CHEMICAL & BOTANICAL PRODUCTS	20.8167	-4.2	-0.3	0.3	0.1	0.3	0.0	2.7
MANUFACTURE OF RUBBER & PLASTIC PRODUCTS	22.9465	0.0	-0.1	0.0	0.1	0.0	0.0	-1.2
MANUFACTURE OF OTHER NON-METALLIC MINERAL PRODUCTS	112.7063	-0.6	-0.6	0.0	0.1	-2.3	0.0	0.0
MANUFACTURE OF BASIC METALS	14.5342	-0.1	1.0	4.8	3.0	2.8	1.1	7.3
MANUFACTURE OF FABRICATED METAL PRODUCTS,EXCEPT MACHINERY AND EQUIPMENT	10.8306	-0.1	2.8	1.9	3.2	0.6	0.4	0.2
MANUFACTURE OF ELECTRICAL EQUIPMENT	15.2395	-0.1	0.0	0.0	-1.1	0.1	3.8	0.0
MANUFACTURE OF FURNITURE	13.8675	0.0	-0.3	-0.1	0.6	0.4	0.7	2.1
MANUFACTURE OF FOOD PRODUCTS	257.7904	-1.2	1.4	0.7	0.3	-0.8	-0.9	-2.3
Processing and Preserving of meat	8.2191	0.0	0.0	0.0	0.0	0.0	0.0	0.0
Manufacture of Vegetable and Animal Oils and Fats	57.9547	-0.9	0.7	0.1	0.1	-0.7	0.1	-0.6
Manufacture of Dairy Products	5.6247	0.0	0.5	0.0	0.0	0.0	0.0	0.0
Manufacture of Grain Milling products	82.1135	1.4	4.5	2.4	0.2	-1.3	-0.5	-4.9
Manufacture of Bakery products	25.1972	0.0	1.5	1.0	2.5	0.0	0.1	0.3
Manufacture of Sugar	41.5870	0.0	-0.1	-0.4	0.4	-2.1	-6.3	-7.6
Coffee Processing	12.5391	0.0	2.4	0.0	0.0	0.0	0.0	0.0
Tea Processing	11.6538	0.3	0.5	3.0	0.9	0.0	0.1	-1.4
Manufacture of Prepared Animal Feeds	12.9014	-8.7	0.0	0.0	0.1	0.0	0.0	0.0
MANUFACTURE OF BEVERAGES	71.4179	0.2	0.0	0.1	0.1	0.0	0.2	-0.1
Distilling, rectifying and blending of spirits	2.6056	4.6	0.9	2.5	0.4	-0.2	0.4	-1.4
Manufacture of Malt Liquors and Malt	32.1741	0.0	0.0	0.0	0.0	0.0	0.0	0.0
Manufacture of Soft Drinks, Production of Mineral waters and Other bottled waters	36.6381	0.0	0.0	0.0	0.1	0.0	0.4	0.0
MANUFACTURE OF TOBACCO PRODUCTS	10.5874	-0.3	3.3	0.0	-0.1	0.4	0.0	-0.1
Manufacture of Tobacco Products	10.5874	-0.3	3.3	0.0	-0.1	0.4	0.0	-0.1
MANUFACTURE OF TEXTILES	19.2250	0.0	0.0	0.0	0.0	0.0	0.0	0.0
Manufacture of made-up textile articles, except apparel	19.2250	0.0	0.0	0.0	0.0	0.0	0.0	0.0
MANUFACTURE OF WEARING APPAREL	55.2433	0.0	1.6	0.0	0.3	0.0	0.0	0.0
Manufacture of wearing apparel, except fur apparel	55.2433	0.0	1.6	0.0	0.3	0.0	0.0	0.0
MANUFACTURE OF LEATHER & RELATED PRODUCTS	4.0731	0.0	-1.9	0.0	-1.5	0.0	0.0	0.0
Manufacture of footwear	4.0731	0.0	-1.9	0.0	-1.5	0.0	0.0	0.0
MANUFACTURE OF WOOD AND PRODUCTS OF WOOD, CORK, EXCEPT FURNITURE	7.3163	-0.2	0.1	0.0	0.0	0.2	-0.7	-1.9
Manufacture of Builders' Carpentry & Joinery	7.3163	-0.2	0.1	0.0	0.0	0.2	-0.7	-1.9

Industry Group	Weight	Jun-17	Jul-17	Aug-17	Sep-17	Oct-17	Nov-17	Dec-17
MANUFACTURE OF PAPER & PAPER PRODUCTS	12.1340	-0.3	0.6	2.1	-0.2	2.1	-0.1	0.6
Manufacture of pulp, paper and paperboard	5.3437	0.0	1.6	0.0	-0.4	0.0	-0.2	1.7
Manufacture of corrugated paper and paperboard and of containers of paper and paperboard	2.9305	0.0	2.6	8.2	0.0	7.3	0.0	0.0
Manufacture of other articles of paper and paperboard	3.8598	-0.9	-2.0	0.0	0.0	-0.4	0.0	-0.1
PRINTING AND REPRODUCTION OF RECORDED MEDIA	25.3293	-0.2	0.0	0.0	0.0	0.0	-0.3	1.1
Printing	25.3293	-0.2	0.0	0.0	0.0	0.0	-0.3	1.1
MANUFACTURE OF CHEMICALS & CHEMICAL PRODUCTS	64.5401	-3.1	-0.3	2.0	-0.1	-2.0	0.0	0.4
Manufacture of paints, varnishes and similar coatings, printing ink and mastics	10.0649	0.0	0.0	0.0	0.0	0.0	0.0	0.0
Manufacture of Soap, Detergents, cleaning and Polishing preparations	42.0194	-3.8	-0.5	2.8	-0.2	-2.8	0.0	0.6
Manufacture of Other chemical Products n.e.c	12.4559	-2.5	0.0	0.2	0.0	0.0	0.0	0.0
MANUFACTURE OF PHARMACEUTICALS, MEDICINAL CHEMICAL & BOTANICAL PRODUCTS	20.8167	-4.2	-0.3	0.3	0.1	0.3	0.0	2.7
Manufacture of Pharmaceuticals, medicinal chemical and botanical products	20.8167	-4.2	-0.3	0.3	0.1	0.3	0.0	2.7
MANUFACTURE OF RUBBER & PLASTIC PRODUCTS	22.9465	0.0	-0.1	0.0	0.1	0.0	0.0	-1.2
Manufacture of Plastic products	22.9465	0.0	-0.1	0.0	0.1	0.0	0.0	-1.2
MANUFACTURE OF OTHER NON-METALLIC MINERAL PRODUCTS	112.7063	-0.6	-0.6	0.0	0.1	-2.3	0.0	0.0
Manufacture of Clay Building Materials	58.2410	0.1	0.8	0.0	0.3	-0.9	0.0	0.0
Manufacture of Cement, Lime and Plaster	35.2774	-1.8	-1.9	0.0	0.0	-4.0	0.0	0.0
Manufacture of Articles of Concrete, cement and plaster	19.1880	0.0	-0.8	0.0	-0.1	-2.1	0.0	0.0
MANUFACTURE OF BASIC METALS	14.5342	-0.1	1.0	4.8	3.0	2.8	1.1	7.3
Manufacture of basic iron and steel	14.5342	-0.1	1.0	4.8	3.0	2.8	1.1	7.3
MANUFACTURE OF FABRICATED METAL PRODUCTS, EXCEPT MACHINERY AND EQUIPMENT	10.8306	-0.1	2.8	1.9	3.2	0.6	0.4	0.2
Manufacture of Other Fabricated Metals n.e.c	10.8306	-0.1	2.8	1.9	3.2	0.6	0.4	0.2
MANUFACTURE OF ELECTRICAL EQUIPMENT	15.2395	-0.1	0.0	0.0	-1.1	0.1	3.8	0.0
Manufacture of batteries and accumulators	4.3838	0.0	0.0	0.0	0.0	0.0	0.0	0.0
Manufacture of other electronic and electric wires and cables	10.8557	-0.1	0.0	0.0	-1.8	0.1	6.2	-0.1
MANUFACTURE OF FURNITURE	13.8675	0.0	-0.3	-0.1	0.6	0.4	0.7	2.1
Manufacture of Furniture	13.8675	0.0	-0.3	-0.1	0.6	0.4	0.7	2.1

Producer Price Indices-Manufacturing (Domestic Market) up to December 2017

Table 3a: Producer Price Indices-Manufacturing (Export Market) up to December 2017

(Base period: July 2009 to June 2010=100)

Industry Group	Weight	Jun-17	Jul-17	Aug-17	Sep-17	Oct-17	Nov-17	Dec-17
PPI-M EXPORT	182.8019	221.49	225.06	227.62	225.65	230.80	226.71	225.05
MANUFACTURE OF FOOD PRODUCTS	107.1692	235.73	236.56	242.15	240.26	247.03	240.66	236.83
MANUFACTURE OF BEVERAGES	6.0896	256.68	302.88	303.26	302.74	305.94	306.02	304.71
MANUFACTURE OF TOBACCO PRODUCTS	14.7563	139.00	131.26	131.42	131.20	132.58	132.62	132.05
MANUFACTURE OF LEATHER & RELATED PRODUCTS	11.8440	213.18	233.83	215.32	203.32	205.23	207.84	224.21
MANUFACTURE OF PAPER & PAPER PRODUCTS	3.7241	268.09	269.47	270.30	271.51	275.17	275.14	275.04
MANUFACTURE OF CHEMICALS & CHEMICAL PRODUCTS	7.9472	230.33	212.51	212.77	212.41	214.65	214.71	213.79
MANUFACTURE OF PHARMACEUTICALS, MEDICINAL CHEMICAL & BOTANICAL PRODUCTS	2.9192	223.90	224.55	224.83	224.45	226.82	226.88	225.90
MANUFACTURE OF RUBBER & PLASTIC PRODUCTS	3.5084	194.70	194.70	194.70	194.70	194.70	194.70	194.70
MANUFACTURE OF OTHER NON-METALLIC MINERAL PRODUCTS	24.8439	155.93	156.38	156.57	156.31	157.96	158.00	157.32
MANUFACTURE OF FOOD PRODUCTS	107.1692	235.73	236.56	242.15	240.26	247.03	240.66	236.83
Processing & Preserving of Fish, Crustaceans and Mollusca	19.8991	309.97	311.93	320.59	316.24	334.03	317.82	303.53
Manufacture of Vegetable and Animal Oils and Fats	21.4665	232.00	232.67	232.96	232.56	235.02	235.08	234.07
Manufacture of Sugar	15.0580	241.38	242.08	242.39	241.97	244.53	244.59	243.54
Coffee Processing	33.8117	199.40	198.06	208.11	204.19	204.36	200.13	207.44
Tea Processing	16.9340	152.52	157.68	164.88	173.10	174.87	171.99	160.54
MANUFACTURE OF BEVERAGES	6.0896	256.68	302.88	303.26	302.74	305.94	306.02	304.71
Manufacture of Soft Drinks, Production of Mineral waters and Other bottled waters	6.0896	256.68	302.88	303.26	302.74	305.94	306.02	304.71
MANUFACTURE OF TOBACCO PRODUCTS	14.7563	139.00	131.26	131.42	131.20	132.58	132.62	132.05
Manufacture of Tobacco Products	14.7563	139.00	131.26	131.42	131.20	132.58	132.62	132.05
MANUFACTURE OF LEATHER & RELATED PRODUCTS	11.8440	213.18	233.83	215.32	203.32	205.23	207.84	224.21
Tanning and dressing of leather; dressing and dyeing of fur	11.8440	213.18	233.83	215.32	203.32	205.23	207.84	224.21
MANUFACTURE OF PAPER & PAPER PRODUCTS	3.7241	268.09	269.47	270.30	271.51	275.17	275.14	275.04
Manufacture of pulp, Paper & Paperboard	3.7241	268.09	269.47	270.30	271.51	275.17	275.14	275.04
MANUFACTURE OF CHEMICALS & CHEMICAL PRODUCTS	7.9472	230.33	212.51	212.77	212.41	214.65	214.71	213.79
Manufacture of Soap, Detergents, cleaning and Polishing preparations	7.9472	230.33	212.51	212.77	212.41	214.65	214.71	213.79
MANUFACTURE OF PHARMACEUTICALS, MEDICINAL CHEMICAL & BOTANICAL PRODUCTS	2.9192	223.90	224.55	224.83	224.45	226.82	226.88	225.90
Manufacture of Pharmaceuticals, medicinal chemical and botanical products	2.9192	223.90	224.55	224.83	224.45	226.82	226.88	225.90
MANUFACTURE OF RUBBER & PLASTIC PRODUCTS	3.5084	194.70	194.70	194.70	194.70	194.70	194.70	194.70
Manufacture of Plastic products	3.5084	194.70	194.70	194.70	194.70	194.70	194.70	194.70
MANUFACTURE OF OTHER NON-METALLIC MINERAL PRODUCTS	24.8439	155.93	156.38	156.57	156.31	157.96	158.00	157.32
Manufacture of Cement, Lime and Plaster	24.8439	155.93	156.38	156.57	156.31	157.96	158.00	157.32

Table 3b: Annual Changes Producer Prices-Manufacturing (Export Market) up to December 2017

(Base period: July 2009 to June 2010=100)

Industry Group	Weight	Jun-17	Jul-17	Aug-17	Sep-17	Oct-17	Nov-17	Dec-17
PPI-M EXPORT	182.8019	6.8	6.2	7.8	5.1	6.7	2.2	-0.7
MANUFACTURE OF FOOD PRODUCTS	107.1692	8.4	5.3	8.3	5.2	7.2	1.8	-2.4
MANUFACTURE OF BEVERAGES	6.0896	6.6	25.5	25.8	25.3	24.6	20.2	18.5
MANUFACTURE OF TOBACCO PRODUCTS	14.7563	6.6	0.4	0.6	0.2	-0.3	-3.8	-5.2
MANUFACTURE OF LEATHER & RELATED PRODUCTS	11.8440	-0.3	10.5	1.5	-5.2	-2.0	-0.5	6.9
MANUFACTURE OF PAPER & PAPER PRODUCTS	3.7241	3.2	2.3	4.8	4.9	5.9	3.3	1.8
MANUFACTURE OF CHEMICALS & CHEMICAL PRODUCTS	7.9472	0.5	-6.6	-6.4	-6.8	-7.3	-10.6	-11.9
MANUFACTURE OF PHARMACEUTICALS, MEDICINAL CHEMICAL & BOTANICAL PRODUCTS	2.9192	7.2	7.2	6.9	6.5	5.9	2.2	0.7
MANUFACTURE OF RUBBER & PLASTIC PRODUCTS	3.5084	2.0	2.0	2.0	2.0	2.0	2.0	2.0
MANUFACTURE OF OTHER NON-METALLIC MINERAL PRODUCTS	24.8439	6.6	6.7	6.9	6.5	5.9	2.2	0.7
MANUFACTURE OF FOOD PRODUCTS	107.1692	8.4	5.3	8.3	5.2	7.2	1.8	-2.4
Processing & Preserving of Fish, Crustaceans and Mollusca	19.8991	19.9	11.6	21.4	12.5	19.7	11.3	6.8
Manufacture of Vegetable and Animal Oils and Fats	21.4665	-5.2	-5.1	-8.3	-8.6	-5.6	-7.9	-10.6
Manufacture of Sugar	15.0580	6.7	6.7	6.9	6.5	5.9	2.2	0.7
Coffee Processing	33.8117	5.8	3.1	6.0	3.9	-2.5	-6.5	-10.2
Tea Processing	16.9340	29.7	25.1	31.0	39.1	44.9	33.0	26.0
MANUFACTURE OF BEVERAGES	6.0896	6.6	25.5	25.8	25.3	24.6	20.2	18.5
Manufacture of Soft Drinks, Production of Mineral waters and Other bottled waters	6.0896	6.6	25.5	25.8	25.3	24.6	20.2	18.5
MANUFACTURE OF TOBACCO PRODUCTS	14.7563	6.6	0.4	0.6	0.2	-0.3	-3.8	-5.2
Manufacture of Tobacco Products	14.7563	6.6	0.4	0.6	0.2	-0.3	-3.8	-5.2
MANUFACTURE OF LEATHER & RELATED PRODUCTS	11.8440	-0.3	10.5	3.3	-5.2	-2.0	-0.5	6.9
Tanning and dressing of leather; dressing and dyeing of fur	11.8440	-0.3	10.5	3.3	-5.2	-2.0	-0.5	6.9
MANUFACTURE OF PAPER & PAPER PRODUCTS	3.7241	3.2	2.3	4.8	4.9	5.9	3.3	1.8
Manufacture of pulp, Paper & Paperboard	3.7241	3.2	2.3	4.8	4.9	5.9	3.3	1.8
MANUFACTURE OF CHEMICALS & CHEMICAL PRODUCTS	7.9472	0.5	-6.6	-6.4	-6.8	-7.3	-10.6	-11.9
Manufacture of Soap, Detergents, cleaning and Polishing preparations	7.9472	0.5	-6.6	-6.4	-6.8	-7.3	-10.6	-11.9
MANUFACTURE OF PHARMACEUTICALS, MEDICINAL CHEMICAL & BOTANICAL PRODUCTS	2.9192	7.2	7.2	6.9	6.5	5.9	2.2	0.7
Manufacture of Pharmaceuticals, medicinal chemical and botanical products	2.9192	7.2	7.2	6.9	6.5	5.9	2.2	0.7
MANUFACTURE OF RUBBER & PLASTIC PRODUCTS	3.5084	2.0	2.0	2.0	2.0	2.0	2.0	2.0
Manufacture of Plastic products	3.5084	2.0	2.0	2.0	2.0	2.0	2.0	2.0
MANUFACTURE OF OTHER NON-METALLIC MINERAL PRODUCTS	24.8439	6.6	6.7	6.9	6.5	5.9	2.2	0.7
Manufacture of Cement, Lime and Plaster	24.8439	6.6	6.7	6.9	6.5	5.9	2.2	0.7

Table 3c: Monthly Changes in Producer Prices-Manufacturing- (Export Market) up to December 2017

(Base period: July 2009 to June 2010=100)

Industry Group	Weight	Jun-17	Jul-17	Aug-17	Sep-17	Oct-17	Nov-17	Dec-17
PPI-M EXPORT	182.8019	-1.2	1.7	1.1	-0.9	2.0	-1.8	-0.7
MANUFACTURE OF FOOD PRODUCTS	107.1692	-0.9	0.0	2.4	-0.8	2.9	-2.6	-1.6
MANUFACTURE OF BEVERAGES	6.0896	-0.9	18.0	0.1	-0.2	1.1	0.0	-0.4
MANUFACTURE OF TOBACCO PRODUCTS	14.7563	-0.9	-5.6	0.1	-0.2	1.1	0.0	-0.4
MANUFACTURE OF LEATHER & RELATED PRODUCTS	11.8440	-6.2	8.9	-7.9	-5.6	-4.9	1.3	7.9
MANUFACTURE OF PAPER & PAPER PRODUCTS	3.7241	-0.9	0.5	0.3	0.4	1.3	0.0	0.0
MANUFACTURE OF CHEMICALS & CHEMICAL PRODUCTS	7.9472	-0.4	0.1	0.1	-0.2	1.1	0.0	-0.4
MANUFACTURE OF PHARMACEUTICALS, MEDICINAL CHEMICAL & BOTANICAL PRODUCTS	2.9192	-0.9	0.3	0.1	-0.2	1.1	0.0	-0.4
MANUFACTURE OF RUBBER & PLASTIC PRODUCTS	3.5084	0.0	0.0	0.0	0.0	0.0	0.0	0.0
MANUFACTURE OF OTHER NON-METALLIC MINERAL PRODUCTS	24.8439	-0.9	0.3	0.1	-0.2	1.1	0.0	-0.4
MANUFACTURE OF FOOD PRODUCTS	107.1692	-0.9	0.0	2.4	-0.8	2.9	-2.6	-1.6
Processing & Preserving of Fish, Crustaceans and Mollusca	19.8991	0.0	0.6	2.8	-1.4	5.6	-4.9	-4.5
Manufacture of Vegetable and Animal Oils and Fats	21.4665	-0.9	0.3	0.1	-0.2	1.1	0.0	-0.4
Manufacture of Sugar	15.0580	-0.9	0.3	0.1	-0.2	1.1	0.0	-0.4
Coffee Processing	33.8117	-3.0	-2.4	5.1	-1.9	0.1	-2.1	3.7
Tea Processing	16.9340	1.7	3.3	4.6	5.0	2.3	-1.6	-6.7
MANUFACTURE OF BEVERAGES	6.0896	-0.9	18.0	0.1	-0.2	1.1	0.0	-0.4
Manufacture of Soft Drinks, Production of Mineral waters and Other bottled waters	6.0896	-0.9	18.0	0.1	-0.2	1.1	0.0	-0.4
MANUFACTURE OF TOBACCO PRODUCTS	14.7563	-0.9	-5.6	0.1	-0.2	1.1	0.0	-0.4
Manufacture of Tobacco Products	14.7563	-0.9	-5.6	0.1	-0.2	1.1	0.0	-0.4
MANUFACTURE OF LEATHER & RELATED PRODUCTS	11.8440	-6.2	8.9	-7.9	-5.6	-4.9	1.3	7.9
Tanning and dressing of leather; dressing and dyeing of fur	11.8440	-6.2	8.9	-7.9	-5.6	-4.9	1.3	7.9
MANUFACTURE OF PAPER & PAPER PRODUCTS	3.7241	-0.9	0.5	0.3	0.4	1.3	0.0	0.0
Manufacture of pulp, Paper & Paperboard	3.7241	-0.9	0.5	0.3	0.4	1.3	0.0	0.0
MANUFACTURE OF CHEMICALS & CHEMICAL PRODUCTS	7.9472	-0.4	0.1	0.1	-0.2	1.1	0.0	-0.4
Manufacture of Soap, Detergents, cleaning and Polishing preparations	7.9472	-0.4	0.1	0.1	-0.2	1.1	0.0	-0.4
MANUFACTURE OF PHARMACEUTICALS, MEDICINAL CHEMICAL & BOTANICAL PRODUCTS	2.9192	-0.9	0.3	0.1	-0.2	1.1	0.0	-0.4
Manufacture of Pharmaceuticals, medicinal chemical and botanical products	2.9192	-0.9	0.3	0.1	-0.2	1.1	0.0	-0.4
MANUFACTURE OF RUBBER & PLASTIC PRODUCTS	3.5084	0.0	0.0	0.0	0.0	0.0	0.0	0.0
Manufacture of Plastic products	3.5084	0.0	0.0	0.0	0.0	0.0	0.0	0.0
MANUFACTURE OF OTHER NON-METALLIC MINERAL PRODUCTS	24.8439	-0.9	0.3	0.1	-0.2	1.1	0.0	-0.4
		-0.9	0.3	0.1	-0.2	1.1	0.0	-0.4